





Michelle Swain  
 Email swain.homes@gmail.com



Photo	Price Status MLS Prop. Type	Address City Area Number Map Coord	Residential Beds Bath/Lav Style Sq.Ft.	Exterior Basement Garage Lot Size/Acres	Year Built Summer Tax Winter Tax School Dist.
	\$29,900 BMK <b>29132297</b> RS	29470 EVERETT ST SOUTHFIELD 02244 <b>MAP Z - 26</b>	4 1.00 RANCH 1850	BRICK  57X120/0.16	1959 \$3,440 \$780 SOUTHFIELD PUBLIC SCHOOLS
	\$44,900 NEW <b>29140851</b> RS	29771 MARK AVE MADISON HEIGHTS 02252 <b>MAP AE - 26</b>	3 2.00 RANCH 1480	ALUMINUM,BRICK  2 CAR,ATT 75X121/0	1955 \$3,044 \$878 LAMPHERE
	\$44,900 CCS <b>29119344</b> RS	24458 LEE BAKER DR SOUTHFIELD 02244 <b>MAP Y - 29</b>	3 3.00 RANCH 1853	BRICK  1 CAR,ATT 133 X 215/0	1957 \$4,818 \$928 SOUTHFIELD PUBLIC SCHOOLS
	\$54,900 CHGP <b>29117661</b> RS	20270 WESTLAND DR SOUTHFIELD 02244 <b>MAP X - 30</b>	3 2.00 SPLIT LEVEL 1638	BRICK,WOOD UNFINISHED 2 CAR,ATT 100X200/0	1964 \$2,878 \$969 SOUTHFIELD PUBLIC SCHOOLS
	\$89,900 CHGP <b>29113433</b> RS	1854 W MELTON RD BIRMINGHAM 02192 <b>MAP AA - 24</b>	4 2.00 RANCH 1895	BRICK,VINYL  1 CAR 0/0	1950 \$5,203 \$677 BIRMINGHAM
	\$89,900	12870 BURTON ST	3	BRICK	1959



BMK	OAK PARK	3.10		\$4,750
<b><u>29113668</u></b>	02255	RANCH	2 CAR,ATT	\$632
RS	<b><u>MAP</u></b> AB - 29	3038	0/0	OAK PARK
\$99,900	29350	4	BRICK	1967
	WILLOWICK CT			
NEW	SOUTHFIELD	2.10	PART FIN	\$4,687
<b><u>29140838</u></b>	02244	COLONIAL	2 CAR,ATT	\$1,080
RS	<b><u>MAP</u></b> X - 26	2240	76 X 125/0	SOUTHFIELD PUBLIC SCHOOLS

Page expires on Friday, November 06, 2009.

---